


**bird  
management**

# STIXX<sup>®</sup> VARIO


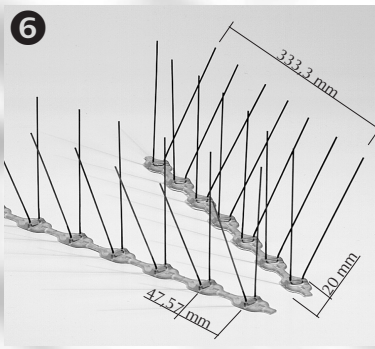

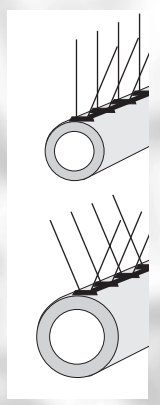
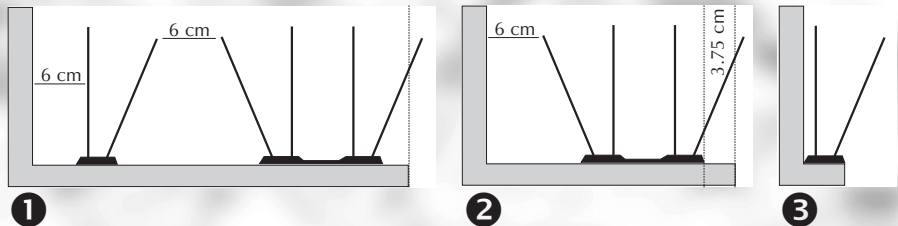


multi use spikes for *all* building requirements

# STIXX® VARIO

stainless steel / 316 Grade pins    SAN base    UV- stable    temperature resistant

wider coverage  
allows many  
variations  
easy to snap  
into parts  
for ledges from  
2 - 22 cm



**THE PRODUCT**

- Base**
- flexible SAN
  - transparent
  - UV stabilised
  - temperature resistant
  - base holes for anchoring adhesive, screws or nails
- Pins**
- spring action stainless steel, 316 grade
  - length of pins = 115 mm
  - diameter of pins = 1.3 mm
  - no corrosion problems
  - blunt pinheads
  - outer pins are angled

- Module Data**
- total length = 333.3 mm ①
  - Base/ 2-pin-row segment (20 mm wide) ②

**THE MULTI USE ACTION**

- STIXX VARIO can be used for all ledges, regardless of length or width.
- 2-pin-row modules for ledges from 2.0 cm up to 11.25 cm wide ③
- 4-pin-row modules for ledges of up to 22.12 cm wide. ④
- Additional modules or single rows of modules can be used for even wider ledges ①
- STIXX VARIO modules can be used on guttering and snow guards as well as on pipes, railings etc. ④
- Pins can be bent as needed. ④
- In some circumstances STIXX VARIO may be used against other birds. ⑦

**THE INSTALLATION \***

- For best results, always start at the highest landing area first, usually the gutter.
  - Use STIXX FIXX adhesive for all general installation.
  - All surfaces must be clean, free of grease and above freezing temperature.
  - STIXX VARIO spike modules must be fixed to edges of ledges such that the space between the edge and the base of the modules is not greater than 3.75 cm ②.
  - The gap between the facade of buildings and the pin heads must not exceed 6.0 cm.
  - If you intend to install more than one module parallel to each other, please observe that the distance between pin heads must not exceed 6.0 cm. ①
  - All modules should be placed in straight lines and should be pressed (with the adhesive) firmly onto the surface.
  - In areas where freezing conditions occur it is recommended that small gaps in the adhesives are left, to enable water from melting snow to run off.
- STIXX FIXX is a highly specialised adhesive for the permanent installation of bird control modules, even in severe climatic conditions. STIXX FIXX is available in 310 ml cartridges and contains a type of silicone, which is UV-stable and temperature resistant.

**BENEFITS OF STIXX VARIO**

- Superior materials used for the base as well as for the pins, will ensure a long working life.
- Attaching the modules is fast, regardless of the shape or width of the surface to be protected ⑤.
- Marked positions enable the service technician to snap off small or narrow segments as needed ⑤.
- Angled, outer Pins improve the level of deterrence against the landing of birds.
- Distributors and service companies alike will save costs for storage and investment, as one system will cover all needs.

**PLEASE OBSERVE**

Work on exposed and high areas requires special safety measures. To prevent injury to people and pets ensure that modules, cartridges and tools do not fall off buildings.

Do not install STIXX VARIO where there is a risk of accidental injury.

\* All information regarding the installation of STIXX VARIO are general recommendations and are subject to the user making his or her own assessment and allow for possible alterations in special circumstances.

