

ekorodent™

*The innovative eco-friendly
pest management system for rodents.*

CAPTURES - all types of rats & mice!
CONTINUOUSLY - multi-catches up to 80!
& CONTAINS - and preserves dead rodents!

Are you serious about **rodent** control?

✓ Where hygiene is essential

No risk of contamination, secondary poisoning or unwanted odours.

✓ Environmentally Safe

No poisons used, only natural feed harmless to non-target animals.

✓ HACCP Certified

Suitable for positioning in food production areas.

✓ AQIS Approved

Suitable for use on export registered establishments.

✓ Always active

Ensuring continuous capture of rodents 24/7.

✓ Easy to use

In any environment or climate, inside or outside.



ekomille
Capturing & Monitoring Device

THE STRUGGLE AGAINST RATS AND MICE...

A problem that mankind has never managed to overcome and which, according to the World Health Organisation, every year causes a loss of 33 million tonnes of food - enough to feed 200 million people.

Products...



EKOMILLE

Device for multiple capture and monitoring of rodents. Manufactured using ABS plastic, stainless steel and brass mechanism. External capture counter.



STARTER PACK


Included with purchase of ekomille - ekofood, scoop, plastic bag & gloves.
*NOTE: Ekofix is additional cost.



EKOLOGIC

Device for monitoring of rodents. Does not capture.

Accessories...




EKOTUFF

Vandal proof, lockable cover for urban public locations.



EKOSHIP

Removable handle for transportation of ekomille.


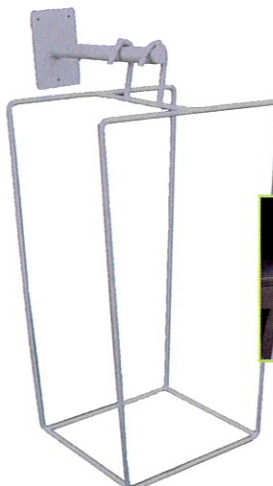


EKOBX A or B

Protective covers for ekomille and ekologic to prevent human interference and damage from the elements. Made from moulded plastic.

EKONET

For professional and easy removal of dead rodents from ekomille.



EKOUP

Support frame for above ground mounting.



EKOSECURE

Stainless steel padlocked security strap to prevent access to device.



EKOWAS

Waste container for ease of on site removal of dead rodents.



COLLECTION BAGS


For lining of ekowas (purchased separately).

Consumables...




EKOFIX 5L

Solution for preserving the carcasses of dead rodents. Rodents inhale and ingest ekofix and die humanely in approx 10 minutes. Ekofix is diluted with 13L of water.



VARIETY OF NATURAL BAITS AVAILABLE...



EKOFOOD

Black sun flower seed, pine nuts and animal fat.



BLACK SUNFLOWER SEED



RAT & MOUSE MIX

Mix of natural baits.

Operating Tips

To effectively install and operate the Ekorodent system there are three main considerations:

- 1) **Study rats and mice. Understand their behavior and habits** – Rats and mice are social creatures of habit and their activities can be summed up simply – sourcing food and water, nesting and reproducing. They are very careful and cunning when engaged in these activities. Rats are neophobic i.e. wary of new things, mice are more curious.
- 2) **Understand the logic of Ekorodent. How it works** – The Ekomille becomes a source of food and destination point for rodents where they feel secure. They are attracted into the device by a) natural food they like and b) the structural design of the device.
- 3) **Patience** – The product will always work but patience is required. The human factor is where the failure occurs. Take time to determine the hotspots and position the devices carefully. The higher the presence of competing food, the more critical the positioning.


At a new site:

- 1) **Isolate** a critical area where there is existing rodent activity.
- 2) **Remove** alternative control methods in place, or at least relocate them a minimum of 20m away as they will have a negative impact on its effectiveness.
- 3) **Thoroughly inspect** the site and consult with staff / personnel regarding evidence and level of rodent activity.
- 4) **Determine** potential hotspots and install Ekomilles and Ekologics as required to control the area.
- 5) **Place** the device where there is evidence of rodent activity – near their nest, at an access point or where they are sourcing food – preferably where they will be undisturbed. The travel path is not the best place to locate the device. Face the ladder towards a wall or where it is not exposed at a distance of about 10-15cm.
- 6) **Repeat** the process for other areas once the system has become active and effective.

How many devices do I need for a given area? To determine, three questions need to be answered.

- 1) **How bad** is the infestation? Is it ongoing? Or seasonal?
- 2) **What level** of control does the customer require?
- 3) Consider the area to be controlled. **Is it proofed?** How many rodent access points are there?

Available documentation...



Getting Started with Ekorodent



HACCP Certification



Site Inspection Register



Demonstration Film available on DVD




AQIS Approval

HOW IT WORKS... Simply and effectively!


1. Food enticement.

The rodent is attracted into the device by the smell of natural feed.



2. Structural enticement.

The rodent feels safe and secure within the device.
The transparent cover provides natural lighting.



3. Human factor.

Suitable positioning and placement of device and use of appropriate natural baits assures maximum effectiveness. Above all have patience.

THE RESULT...


The rodent is instantly captured as soon as it tries to eat by activating a highly sensitive mechanism - which allows continuous and multiple captures.

SYSTEM MANAGEMENT & ADVANTAGES...

- Ease of installation
- Ideal for prevention and monitoring
- Visual capture counter for ease of monitoring
- Inspection and reporting forms prepared
- Low maintenance
- One 9 volt battery per 5,000 captures
- 3 Year Warranty on parts - Ekomille
- Suitable for internal or external positioning
- Can be located on the floor or suspended
- Specific accessories available for removal and disposal of carcasses
- Optional spare parts kit available (Ekofit)



5 Maddison Court
PO Box 4047
Bundaberg Sth QLD 4670
Phone: 41316100
Fax: 07 4154 2933
Email: sales@ekosolutions.com.au



Visual capture counter



Ekofit
Optional spare parts kit

Distributed by: