

syngenta.

THE
LAST
MEAL



optigard[®]
ANT BAIT GEL

The clear choice for effective ant colony control

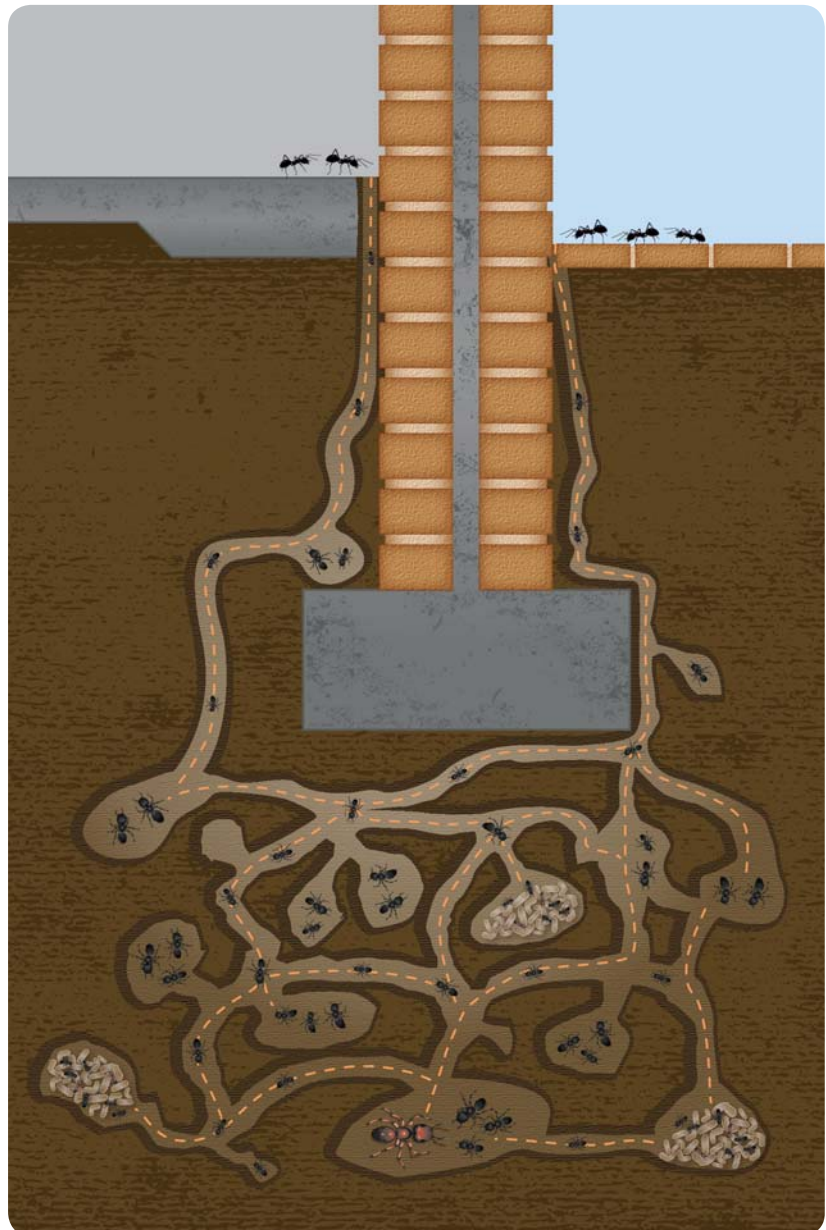
Optigard Ant Bait Gel

Make the ants disappear... and not just those that are seen on the surface.

For pest controllers the most difficult issue with ant control is managing client expectations... the solution is here. Syngenta are pleased to announce the arrival of Optigard Ant Bait Gel, a product that provides effective colony control of ants. Optigard Ant Bait Gel controls ants colonies indoor and outside, reducing callbacks and solving your client's ant problems. Optigard Ant Bait Gel is effective on a broad spectrum of ants including Argentine Ant, Black House Ant, Sugar Ant and White Footed Ant.

Total Colony Control

- Ants can be difficult to control due to limited access to the whole colony. They often nest in difficult to access locations under paving, foundations or in wall cavities.
- Worker ants that feed on Optigard Ant Bait Gel return to the nest and transfer the non-repellant active ingredient (thiamethoxam) to the brood and queen.
- Correct Optigard Ant Bait Gel placement (indoors and outside) will maximise product transfer to the nest and provide effective total ant colony control (read full label carefully).



Client Satisfaction

Optigard Ant Bait Gel will ensure client satisfaction by controlling ants in a clean and unsightly manner due to the unique characteristics of the gel.



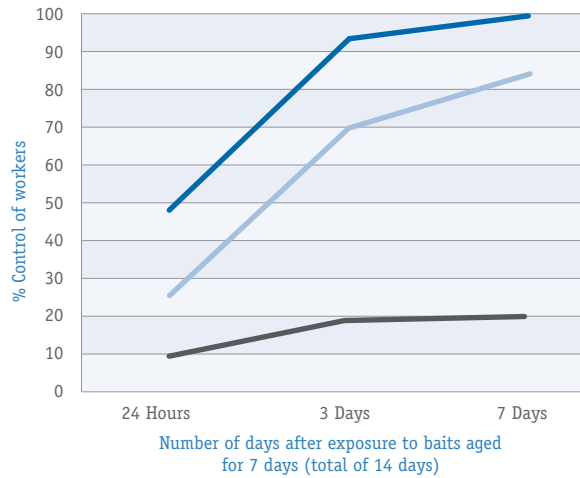
Optigard Ant Bait Gel is:

- transparent at application and throughout the treatment cycle
- odourless
- stain free on all treated surfaces
- not runny – even on vertical surfaces
- a thicker consistency gel that holds its shape
- stable at high temperatures (up to 40°C)
- able to rehydrate and remain palatable for at least 14 days

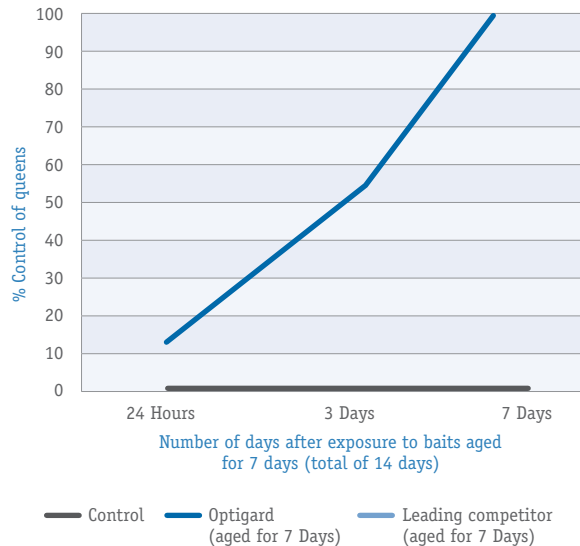
**The clear choice
for effective ant
colony control**



Control of worker Argentine ants



Control of Argentine ant queens



Optigard Ant Bait Gel Performance

Optigard Ant Bait Gel has excellent longevity, palatability and ant handling characteristics – even when aged for 14 days after placement.

Total colony control can be achieved within 7 days (workers reduce within 48 hours).

Broad Spectrum Ant Control

DIRECTIONS OF USE

Situation	Pest	Rate	Critical Comments
Domestic and Other Buildings	Sugar feeding ants, including: Argentine Ant, Black House Ant, Sugar Ant, White Footed Ant	Spot treatment: Apply a minimum of 1 to 3 spots per m ² . Squeeze out approximately 5 mm length of gel (~0.1 g) for each spot Bait Station: Use a minimum of 1 to 3 bait stations per 10 m ² . Squeeze out approximately 5 cm length (~1 g) for each bait station.	The number of bait locations and amount of bait required will depend on the level of ant activity present. To achieve the best result, additional bait placements should be provided if initial bait placements are consumed within a day or two and if ant activity remains high at the bait after 2 days. Place bait along ant trails and other locations where ants are most active. Remove other sources of food. Place bait where it won't be disturbed or contaminated by cleaning or work activities. For outside use, place spots in protected cracks and crevices or use refillable bait stations. Choose the number of placements (1 to 3) depending on the severity of the infestation. Monitor bait levels (preferably daily for first 2 days) and replenish bait as required until feeding ceases. Refer to General Instructions for additional information

Note: The above table represents only a modified extract from the full registered label. Please refer to the registered label for full details.



- The 30-gram tube comes complete as a ready-to-use syringe with individual plunger
- May be used with a bait gun if desired
- Comes with a cap that is easy to remove and replace